

香港交易及結算所有限公司及香港聯合交易所有限公司對本公告的內容概不負責，對其準確性或完整性亦不發表任何聲明，並明確表示，概不對因本公告全部或任何部分內容而產生或因依賴該等內容而引致的任何損失承擔任何責任。



福萊特玻璃集團股份有限公司

(於中華人民共和國註冊成立的股份有限公司)
(股份代號：6865)

海外監管公告

本公告乃由福萊特玻璃集團股份有限公司(「本公司」)根據香港聯合交易所有限公司證券上市規則第13.10B條作出。

以下為本公司於上海證券交易所網站刊登之《福萊特玻璃集團股份有限公司重大資產購買預案(修訂稿)》，僅供參閱。

承董事會命
福萊特玻璃集團股份有限公司
董事長
阮洪良

中國浙江省嘉興市，二零二一年十二月十四日

在本公告之日，本公司的執行董事為阮洪良先生、姜瑾華女士、魏葉忠先生、沈其甫先生，而本公司的獨立非執行董事為徐攀女士、華富蘭女士和吳幼娟女士。

601865



1

2

3

4

.....	1
.....	2
.....	3
.....	6
.....	8
.....	8
.....	16
.....	16
.....	16
.....	16
.....	16
.....	17
.....	18
.....	19
.....	19
.....	20
.....	29
.....	29
.....	30
.....	31
.....	33
.....	33
.....	36
.....	37
.....	49
.....	49
.....	49

.....	50
.....	54

1

2



10

7

1 100% 100%

2

3

1

2

1

2

3

1 LPR





	100%	100%
365,000.00	2020	2020
	365,000.00	

1

2021 10 27

2

2021 10 27

100%

100%

1

2

3



5%

¢

\$



1 2021 8 26

40,000

25%

0.0019%

15

6

2

3



1

		4
		1 2 3 ()
		1 2 3 4 5

		1 2

		<p style="text-align: right;">2 3</p> <p style="text-align: center;">"</p> <p style="text-align: center;">"</p> <p style="text-align: right;">"</p>
--	--	---

		<p>1</p> <p>2</p> <p>3</p> <p>4</p> <p>5</p> <p style="text-align: right;">;</p>

	1 2 3	

1

2

3

4

/

1

2

3

4

)

(

		3
		4
		1
		2
		3
		4
		5
		6
		7
		1
		2
		3

		3		
		4)	(
		5		

1

2

		3 4
		1 2 3
		1 2 3 4 5

) (



1

2

3

4

1

		IEA	2030
1,721GW	2050		4,670GW

	Global Industry Analysts		
2020	76	2027	447
	28.8%		

2

-	7
1,800	

3



2



1

2021 10 27

2

2021 10 27

100%

100%



1

2

3







10

60%

10

90%



10

7

1 100% 100%

2

3

1

2

1


2

3

1 LPR







	Flat Glass Group Co., Ltd
	1998 6 24
	536,723,313.50

2005 11 11 [2005]
 208 2005 9 30
 6,840.19 10
 2011 6 8
 2011 3006

2005 11 11
 6,840 160 160
 7,000.19 7,000 7,000
 0.19
 2005 11 16
 [2005]922 2005 12
 12
 [2005]88

2005 12 13

2005 12 29

3300002000011

1		2,450.00	35.00%
2		1,750.00	25.00%
3		1,750.00	25.00%
4		315.00	4.50%
5		210.00	3.00%
6		210.00	3.00%

7		105.00	1.50%
8		70.00	1.00%
9		70.00	1.00%
10		70.00	1.00%
		7,000.00	100.00%

H

2015 5 18

H

H

1:4

0.25

H

45,000

25%

15%

[2015]1773

2015

6		963.00	2.85%	3,852.00	2.14%
7		481.50	1.43%	1,926.00	1.07%
8		385.20	1.14%	1,540.80	0.86%
9		321.00	0.95%	1,284.00	0.71%
10		321.00	0.95%	1,284.00	0.71%
11		321.00	0.95%	1,284.00	0.71%
12		160.50	0.48%	642.00	0.36%
13		150.00	0.44%	600.00	0.33%
14		150.00	0.44%	600.00	0.33%
15		120.00	0.36%	480.00	0.27%
16		90.00	0.27%	360.00	0.20%
17		30.00	0.09%	120.00	0.07%
18		-	-	45,000.00	25.00%
		33,750.00	100.00%	180,000.00	100.00%

A

[2018]1959

2019 2 15

A 150,000,000

2.00 300,000,000.00

28,584,905.66

1,715,094.34

269,700,000.00

45,615,049.00

254,384,951.00

2019 2 11

19 00059

	1,350,000,000	69.23%
	-	-

	-	-
	1,350,000,000	69.23%
	-	-
	1,350,000,000	69.23%
	-	-
	-	-
	-	-
	600,000,000	30.77%
	150,000,000	7.69%
	-	-
	450,000,000	23.08%
	1,950,000,000	100.00%

A

1 2020 A

2020 8 11

2020 A

A

2020 8 11

15

460

A

15

4,600,000

A

28,658,000

2020 8 12

20 00428

2020 8 28

2020 A

A

1,950,000,000

1,954,600,000

A

	1,163,620,000	59.53%

	-	-
	-	-
	1,163,620,000	59.53%
	-	-
	1,163,620,000	59.53%
	-	-
	-	-
	-	-
	790,980,000	40.47%

A

	1,163,620,000.00	54.54%
	21,981,737.00	1.03%
	21,981,737.00	1.03%
	-	-
	885,475,718.00	41.50%
A	435,475,718.00	20.41%
H	450,000,000.00	21.09%
	2,133,640,865.00	100.00%

A 2020 12 3 2021 1 15

3 A 2020

[2020]294

2020 5 27

1,450 A

100

14.50

1,450,000,000.00

8578,301.90

1,441,421,698.10

2020 6 2

20 00225

A

2020 12 3

A

2020 12 3 2026 5 26

2020 12 23

2021 1 29

21 00136

2021 1 29

1,447,297,000.00

A

107,048,107

2,703,000.00

536,548,313.50

2,146,193,254

A

	1,248,165,147.00	58.16%
	-	-
	6,038,900.00	0.28%
	1,220,144,510.00	56.85%
	56,524,510.00	2.63%
	1,163,620,000.00	54.22%
	21,981,737.00	1.02%
	21,981,737.00	1.02%
	-	-
	898,028,107.00	41.84%
A	448,028,107.00	20.88%
H	450,000,000.00	20.97%
	2,146,193,254.00	100.00%

4

A

2021 5 25

A

2021 5 25

14.23 /

3

70 A

3

700,000

A

9,961,000.00

2021 7

25

21 00324

2021 7 20

2020 A

70 A

70

2,146,193,254

2,146,893,254

A

--	--	--

	1,164,320,000	54.23%
	-	-
	-	-
	1,164,320,000	54.23%
	-	-
	1,164,320,000	54.23%
	-	-
	-	-
	-	-
	982,573,254	45.77%
A	532,573,254	24.81%
H	450,000,000	20.96%
	2,146,893,254	100.00%

2020 12 31 84,545,147
 A 2021 1 18
 2021 7 19 84,545,147

2021 9 30 2,146,893,254

				%	
1			449,955,880	20.96%	-
2			439,358,400	20.46%	439,358,400
3			350,532,000	16.33%	350,532,000
4			324,081,600	15.10%	324,081,600
5			46,801,800	2.18%	-
6			31,201,200	1.45%	-
7			31,201,200	1.45%	-
8			21,407,991	1.00%	-

				%	
9			18,714,844	0.87%	-
10			16,031,883	0.75%	-
			1,729,286,798	80.55%	1,113,972,000

1 H
 2
 3
 2016
 9 439,358,400 A
 324,081,600 A 350,532,000 A
 4,800,000 A H 485,000 H
 973,000 H 111,000
 A H 439,843,400
 20.49% A H 351,505,000 16.37%
 A H 324,192,600 15.10%

1,120,341,000
 52.18% A 1,118,772,000 A
 65.93%

1

1961 11

3304021961*****

2

1961 8

3304021961*****

3

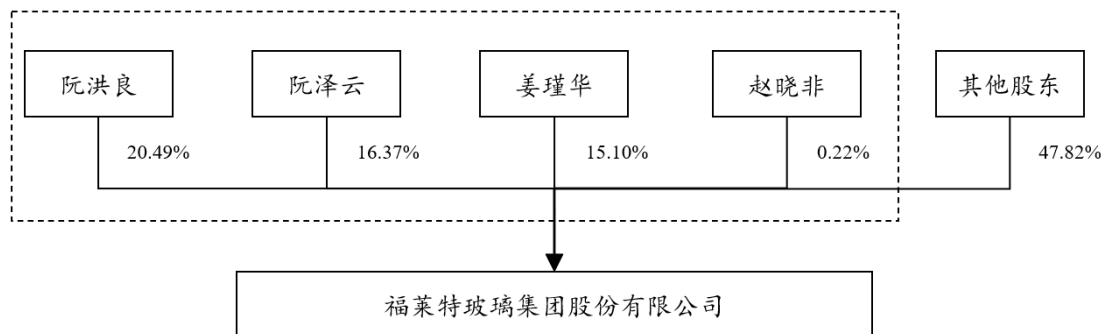
1987 1

3304021987*****

4

1985 8

3304021985*****



	2018	2019	2020	2021	1-9
	68.96%	78.80%	83.98%	82.40%	

1

	2021-9-30	2020-12-31	2019-12-31	2018-12-31
	1,800,051.02	1,226,580.04	939,228.06	695,354.91
	660,799.61	503,105.77	487,939.22	328,489.54
	1,139,251.41	723,474.26	451,288.84	366,865.37
	-	-	-	-
	1,139,251.41	723,474.26	451,288.84	366,865.37

2

	2021 1-9	2020	2019	2018
	633,726.76	626,041.78	480,680.40	306,380.27
	194,453.73	186,491.83	84,595.64	45,851.72
	194,821.41	187,390.80	86,267.02	46,614.53
	171,685.20	162,878.38	71,724.37	40,731.47
	171,685.20	162,878.38	71,724.37	40,731.47

3

	2021 1-9	2020	2019	2018
	-90,042.89	170,116.73	51,019.67	43,090.93
	-290,252.25	-237,416.10	-124,777.20	-130,294.49
	384,998.61	136,917.25	68,403.05	43,664.34
	4,293.48	66,710.38	-4,968.19	-42,089.72

	2021-9-30	2020-12-31	2019-12-31	2018-12-31
%	36.71	41.02	51.95	47.24
/	0.80	0.83	0.37	0.23
/	0.80	0.81		
%	42.09	46.54	31.56	27.12
%	16.07	29.46	17.10	11.79

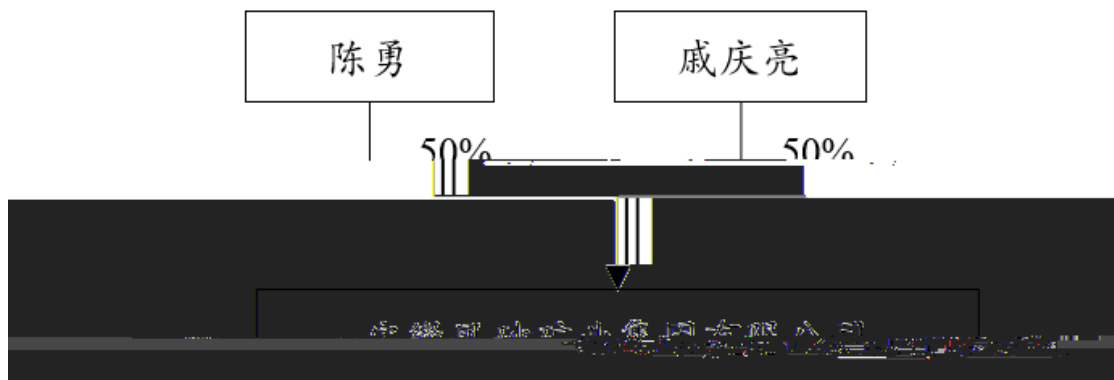


--	--

100%

100%

	91341126355177446K
	5,000
	2015-08-24







	91341126575726216H

2

3

3

1

96%~99%

2

50.00 /

0.2288

2020 3 12 2050 3 12

11

1980

A	3622550	39543923	B	3622525	39543950	C	3622513	
39543963	D	3622494	39543970	E	3622435	39543983	F	3622416
39543985	G	3622386	39543980	H	3621974	39544362	I	3622224
39544505	J	3622406	39544462	K	3622771	39544071		



	9134112675099952XF
	17,000
	2003 1 6
) (

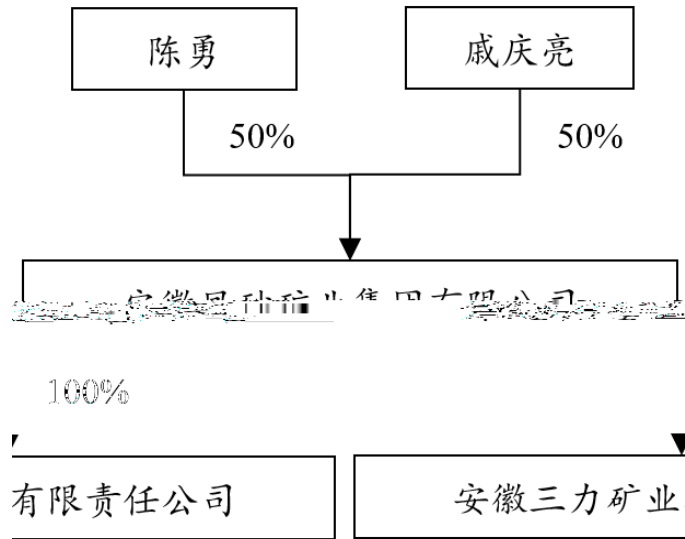
1

100%

2

100%

50.00% 50.00%



2021 9 30 /
2021 1





1

190.00 /

2

1

2

3

3

1

98%

97~95%

2

13km

15km

2.5km

3

[2000]133

C3400002010127140109771

190.00 /

0.2009

2016 12 26 2028 12 26

8

	80	
	X	Y

--	--	--



2020

2021 24

3,744.50

--	--

--	--	--	--	--



365,000.00

100%

100%

100%

100%

365,000.00



100%

100%

2006

100%

100%



1

2

3

4







5%

12

"

12

"

20%

[2007]128

20

20%

[2007]128

2021 10

28

	601865.SH	884045.WI	000001.SH
7	51.91	5,222.01	3,5
	47.98	4,954.85	3
	8.19%	5.39%	

20

20%

"

1 2021 8 26

40,000

25%

0.0019%

15

6

2



1

2

26 ---

3

4

5

6

7
